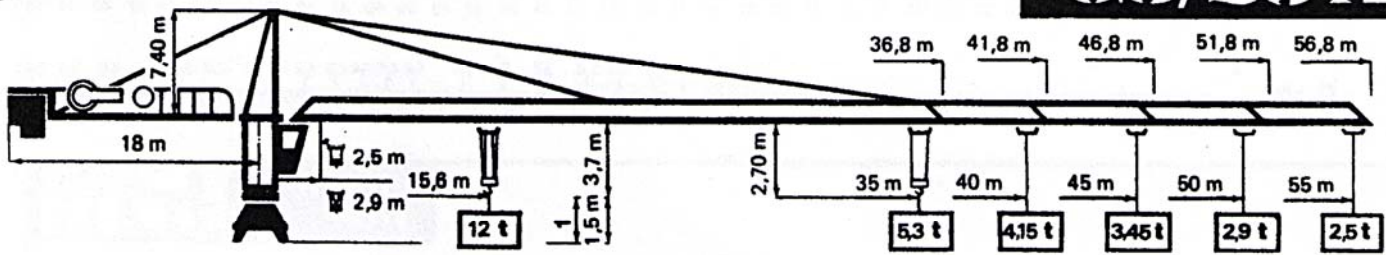


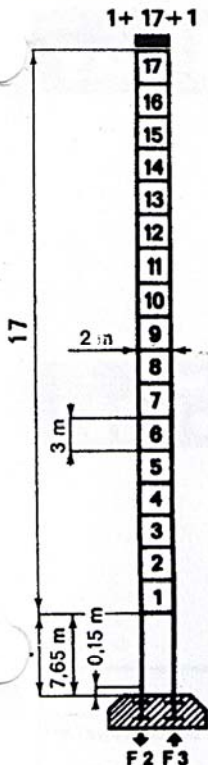
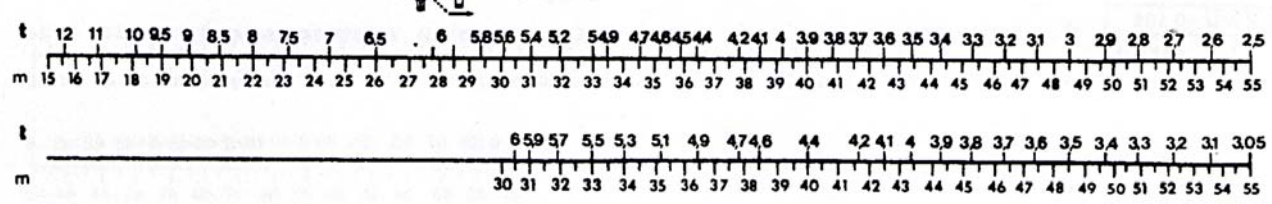
G3/25A



W = □ -0,18t

SM/DM

flèche/jib 55 m



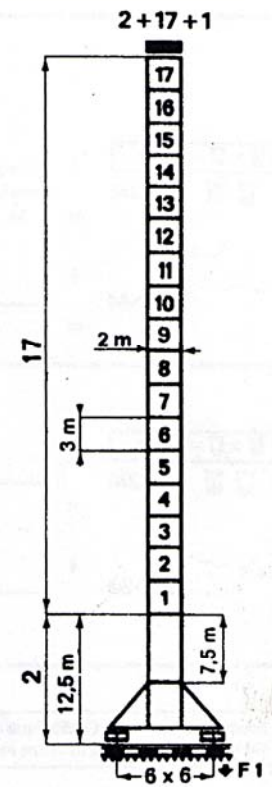
H (m)	W
60,2	W
57,2	W
54,2	W
51,2	W
48,2	W
45,2	W
42,2	W
39,2	W
36,2	W
33,2	W
30,2	W
27,2	W
24,2	W
21,2	W
18,2	W
15,2	W
12,2	W



F2	● 121 t	■ 184 t
F3	● 85 t	■ 148 t
	①	64,1 t
	②	63,1 t

F1	● 89 t	■ 126 t
	①	78,1 t
	②	77,1 t

H (m)	W
65	W
62	W
59	W
56	W
53	W
50	W
47	W
44	W
41	W
38	W
35	W
32	W
29	W
26	W
23	W
20	W
17	W

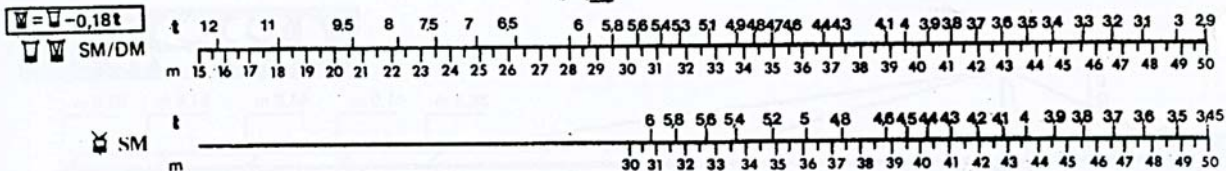


● en service - in service ■ hors service - out of service
 H > H maxi : nous consulter - contact us
 H (m) W = H (m) W - 1 m

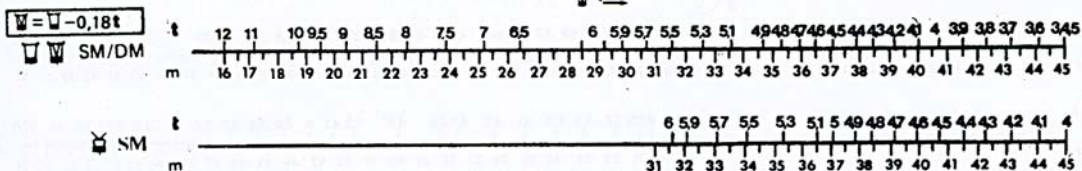
	m / mn	t	capacité maxi maxi capacity
 80 LMD 30 80 ch/hp	 	0 → 96	3
		0 → 48	6
	 	0 → 192	1,5
		0 → 48	6
	 	0 → 24	12
		0 → 96	3
 45 RCS 30 A 45 ch/hp	 	0 → 52	3
		0 → 26	6
	 	0 → 26	6
		0 → 13	12

 OMD 55	0 → 0,9 tr/mn rpm	2 x 8 ch/hp	
	 RCC 83	0 → 60 m/mn	9 ch/hp
 RT 544		22 m/mn	4 x 4 ch/hp
	 RTTP 645-2V	15-30 m/mn	4 x 5 ch/hp
		 RCT 646	12/60 m/mn
R mini : 12 m	● normal-normal ●● rapide - fast	H ≤ 2+10+1	
380 V 50 Hz 	réseau - mains supply ① 120 KVA ② 75 KVA	groupe électrogène generator unit nous consulter consult us	

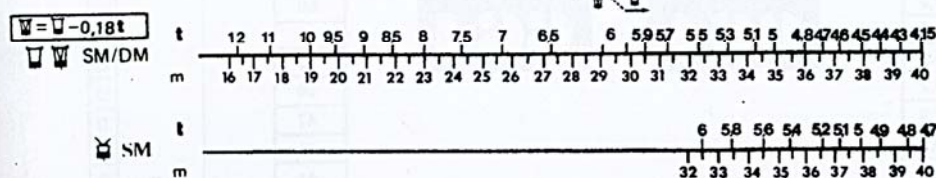
Flèche Jib 50m



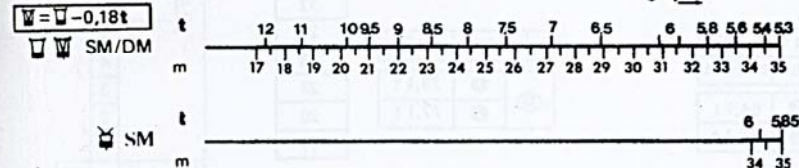
Flèche Jib 45m



Flèche Jib 40m



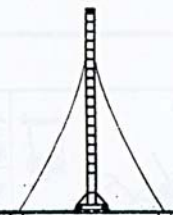
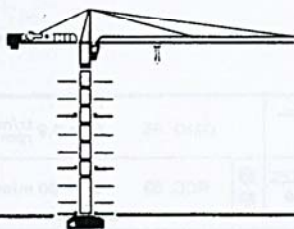
Flèche Jib 35m



hauteur sous crochet théorique: obtenue flèche horizontale garde fin de course de 0,70 m entre moufle et chariot

hook height theoretical: obtained horizontal jib limit switch protection distance of 0,70 m between pulley and trolley

implantations spéciales:
nous consulter
special mounting possibilities:
consult us



Potain

B.P. 173 - F 69130 ECULLY - Route de Charbonnières
Tél. (78) 33.81.81 + - Télex 330179

AGENCES :

Paris - Lyon - Marseille - Rennes - Strasbourg - Toulouse - Nancy

EXPORT : 89, Avenue du Président Roosevelt

F 94150 CHEVILLY-LARUE - Tél. (1) 687.22.23 - Télex 270001

Modifications réservées
Subject to modification

Printed in France - Réf. 817 EMF 2