

POTAIN

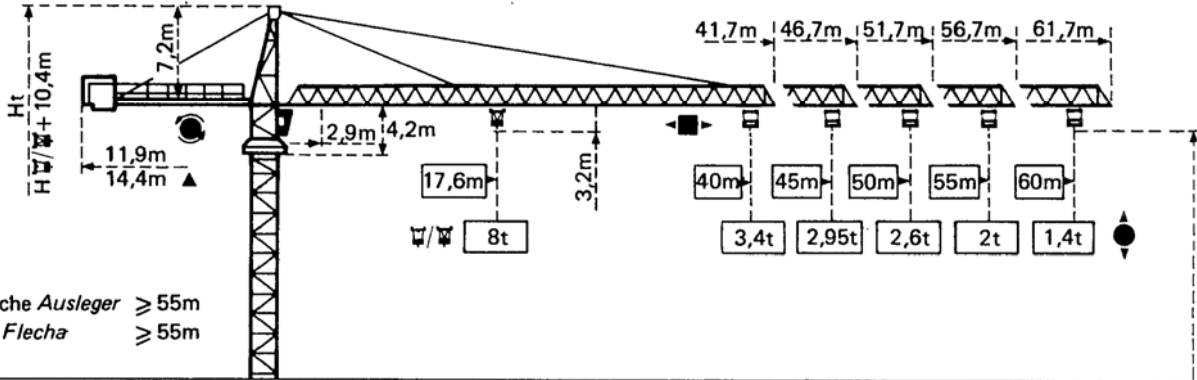
TOPKIT H20/14C

Cotes

Abmessungen

Dimensions

Dimensiones



▲ Flèche Ausleger $\geq 55m$
▲ Jib Flecha $\geq 55m$

Mât Mast Mast Mástil

□ 1,6m x 1,6m

Mât Mast Mast Mástil

□ 2m x 2m

PA 459

SB459

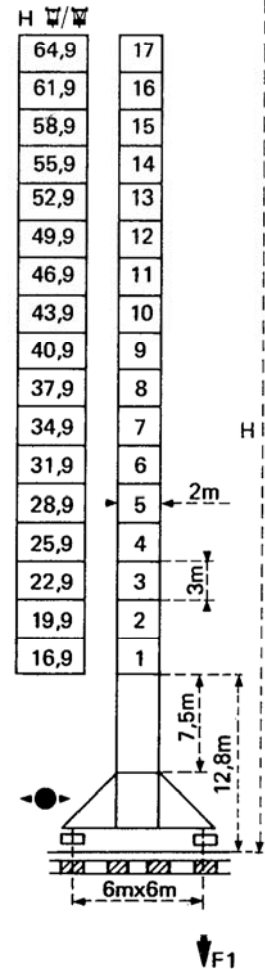
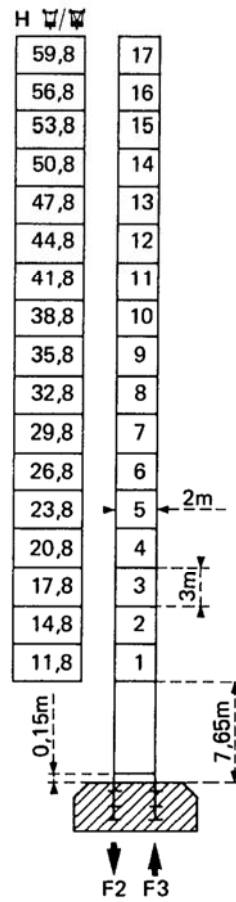
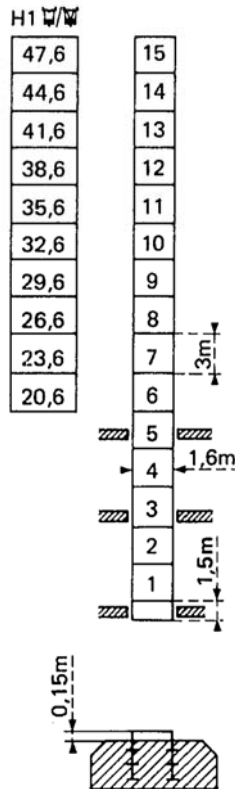
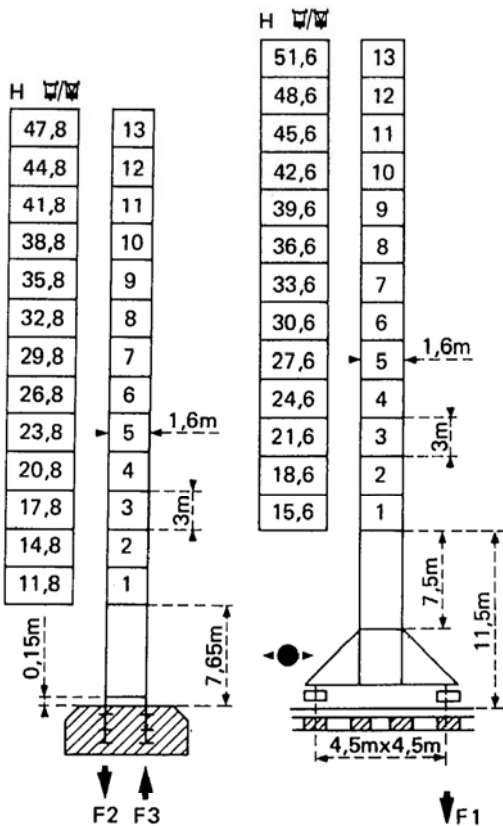
BA45A

PA 663

VB663

Flèche Ausleger Jib Flecha $\leq 55m$

$$H_{\square} = H_{\square/\square} + 0,7m$$



F = Réactions Eckdrücke Reactions Reacciones

F2 ● 102t ■ 130t

F3 ● 70t ■ 103t

39t

F1 ● 76t ■ 94t

47t

Voir ci-contre
Siehe nebenstehend
See opposite
Ver página opuesta

F2 ● 108t ■ 165t

F3 ● 69t ■ 132t

49,5t

F1 ● 86t ■ 115t

62,5t

Courbes de charges


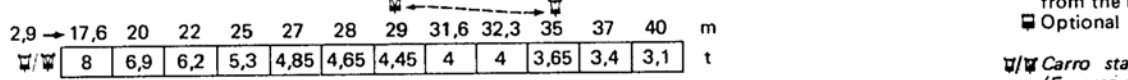
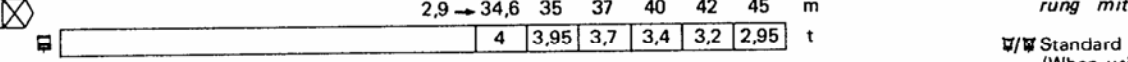
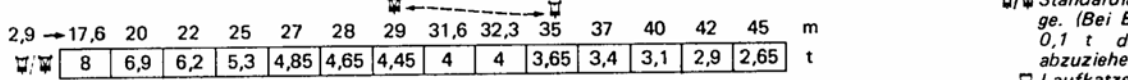
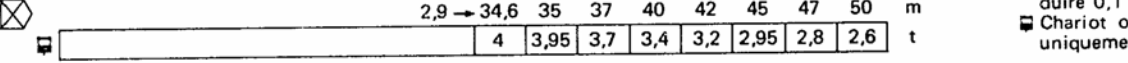
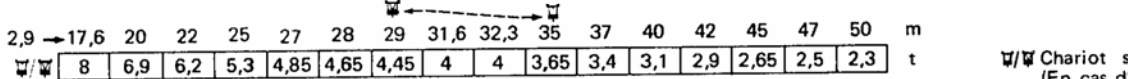
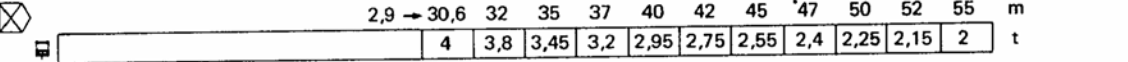
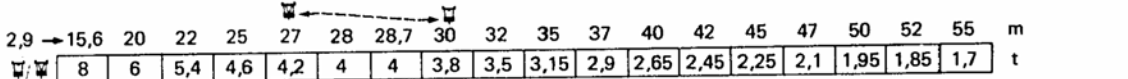
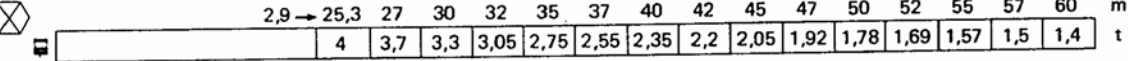
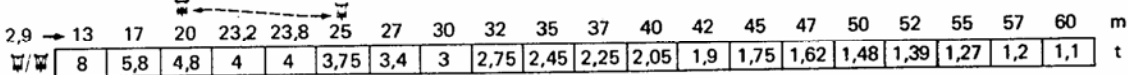
Lastkurven

Load diagrams

Curvas de cargas



Flèche Ausleger Jib Flecha



☐ Chariot standard 2/4 brins (En cas d'utilisation ☐ déduire 0,1 t aux charges ☐).
 ☐ Chariot optionnel 2 brins uniquement.

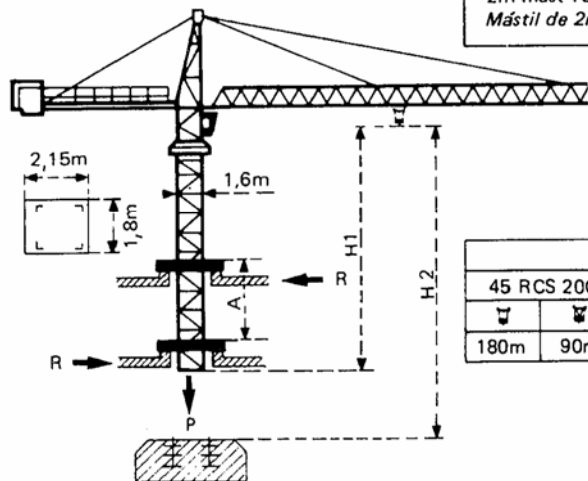
☐ Standardlaufkatze 2/4 Stränge. (Bei Einsatz von ☐ ist 0,1 t der Lasten von abzuziehen).
 ☐ Laufkatze in Sonderausführung mit nur 2 Strängen.

☐ Standard trolley 2/4 fall (When using ☐ subtract 0.1t from the loads ☐).
 ☐ Optional trolley fall only.

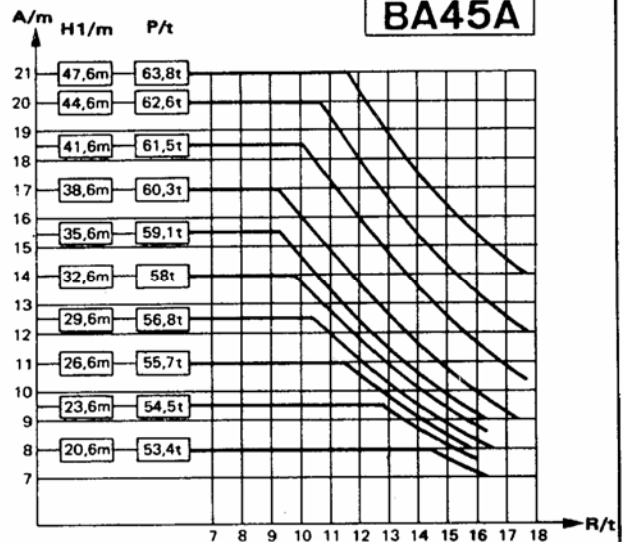
☐ Carro standard 2/4 ramales (En caso de utilizacion ☐ quitar 0,1 t de las cargas ☐).
 ☐ Carro opcional en 2 ramales solamente.

Télescopage sur dalles - Ketterkrane im Gebäude
Climbing crane - Telecopage gruas trepadoras

Mât de 2m : nous consulter
 Mast von 2m : Auf Anfrage
 2m mast : consult us
 Mástil de 2m : consultarnos



H2			
45 RCS 20C	33 PC 20C		
☐	☐	☐	☐
180m	90m	150m	75m



A Distance entre cadres
 H1 Hauteur grue
 P Poids de la grue
 R Réaction horizontale

A Abstand zwischen den Rahmen
 H1 Kranhöhe
 P Krangewicht
 R Horizontalkräfte

A Distance between collars
 H1 Crane height
 P Crane weight
 R Horizontal reaction

A Distancia entre marcos
 H1 Altura grúa
 P Peso de la grúa
 R Reaccion horizontal


















● En service
 ■ Hors service


● In Betrieb
 ■ Ausser Betrieb
 ☐ Ohne Last und Ballast mit Maximalausleger und Maximalhöhe.


● In service
 ■ Out of service
 ☐ Without load and ballast with longest jib and maximum height.



● En servicio
 ■ Fuera de servicio
 ☐ Sin cargas, sin lastre con flecha y altura máxima

Mécanismes Antriebe Mechanisms Mecanismos

				m/min	t		ch-PS hp	kW
Levage Heben Hoisting Elevación	45 RCS 20 C 			0 → 40	4	361 m >361 m *	45	33
				0 → 80	2			
				0 → 20	8			
				0 → 40	4			
	33 PC 20 C 			5,4	4	299 m >299 m *	33	24
				30	4			
				60	2			
				2,7	8			
			15	8				
			30	4				

Distribution - <i>Katzfahren</i> Trolleying - <i>Distribución</i>		6 DPC 4	7,5 30 60				6	4,4
--	---	---------	-----------------	--	--	--	---	-----

Orientation - <i>Schwenken</i> Slewing - <i>Orientación</i>		OMD 45	0 → 0,7 tr/min U/min-rpm				12	8,8
--	---	--------	--------------------------------	--	--	--	----	-----

Translation Kranfahren Travelling Traslación	SB 459  R' ≥ 10m	RT 324	12,5-25				2 x 7	2 x 5,2
		RC 446 ARC H ≤ 33,6m	10 - 50				4 x 6,8	4 x 5
	VB 663  R ≥ 13m	RT 443 A1 2V	15 - 30				4 x 5	4 x 3,7
		RC 646 ARC H ≤ 43,9m	10 - 50				4 x 6,8	4 x 5

Réseau - <i>Netzstrom</i> - Mains supply - <i>Red</i>	380 V - 50HZ
Puissance électrique nécessaire - <i>Anschlusswert</i> - Necessary electric power - <i>Potencia eléctrica necesaria</i>	RCS : 70 kVA PC : 50 kVA
Groupe électrogène - <i>Stromaggregat</i> - Generator set - <i>Grupo electrogeno</i>	*

* Nous consulter - *Auf Anfrage* - Consult us - *Consultarnos*

NF E52081 - 82

POTAIN 

18, rue de Charbonnières - B.P. 173 F
69132 ECULLY Cedex - FRANCE
Tél. : 78.33.81.81 - Télex 330 179 - Télex Export 375 213 F

POTAIN GmbH 6082 MÖRFELDEN WALLDORF
Nordendstr. 79-87 - Postfach 420
Tél. : 06 105 704.0 - Télex 4.1857 45

TOPKIT H20/14C

Ref. 8508 KNE 4